



» LIFESTYLE RANGE Milestone 15



 Style 1: Metal tile gable roof with brick and Linea cladding



 Style 2: Metal tile hip roof with plaster and Linea cladding



 Style 3: Longrun gable roof with Linea cladding

The Lifestyle range features 30 stylish home designs created by Milestone Homes to deliver comfortable, quality homes ideal for modern living. Functional and flexible, the cleverly designed Lifestyle range has a proven track record of happy homeowners from professional couples to large families.

Milestone 15

One of our originals from launch, this plan is a versatile design that has continued to evolve over the years. Fitting a huge number of sections, it intelligently utilises space to create a compact and well thought out home equipped to serve the needs of the modern family.

Offering four double bedrooms, a large well-appointed kitchen and open plan dining and living area with plenty of storage throughout, this plan takes effortless living to new heights.

Highlights:

- Master bedroom with ensuite and walk-in-robe
- If a fourth bedroom isn't required, there is the option to replace it with a scullery and a study nook to maximise productivity for homework and working from home
- Double garage with a laundry nook.

167m²



Bedrooms



Bathrooms





Living / Dining



Garage



 0800 MILESTONE
 [milestonehomes.co.nz](https://www.milestonehomes.co.nz)

» LIFESTYLE RANGE

Milestone 15



Home Width	Home Length	Living Area	Garage Area	Total Floor Area
14.80m	14.80m	128.64m ²	38.66m ²	167.30m ²

Measurements are reflective of Style 1



Plan Options:

- 3 Bedroom with Scullery

167m²



Bedrooms



Bathrooms



Living / Dining



Garage



0800 MILESTONE
milestonehomes.co.nz